

**MALAGUTI**  
EARTHMOVING EQUIPMENT



sheet Pile**Fix**

**VIBRODRIVER  
FOR SHEET PILES**

**CLAMP SUITABLE  
FOR VIBRODRIVING  
AND EXTRACTING  
SHEET PILES IN DIFFERENT  
TYPES OF SOIL**

**MALAGUTI**  
EARTHMOVING EQUIPMENT

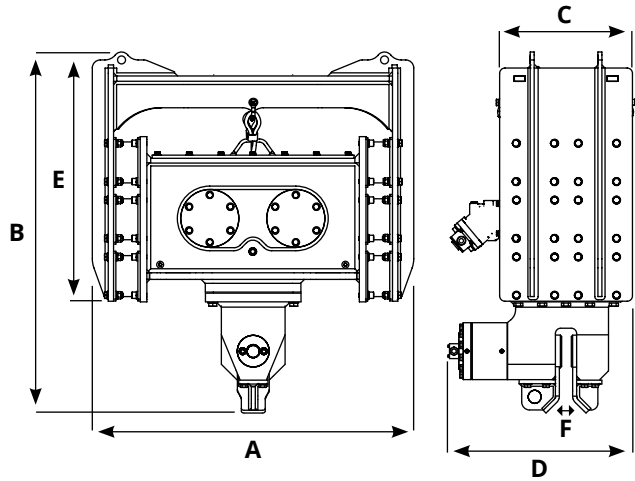
# sheet PileFix

MALAGUTI



# sheet PileFix

## VIBRODRIVER FOR SHEET PILES



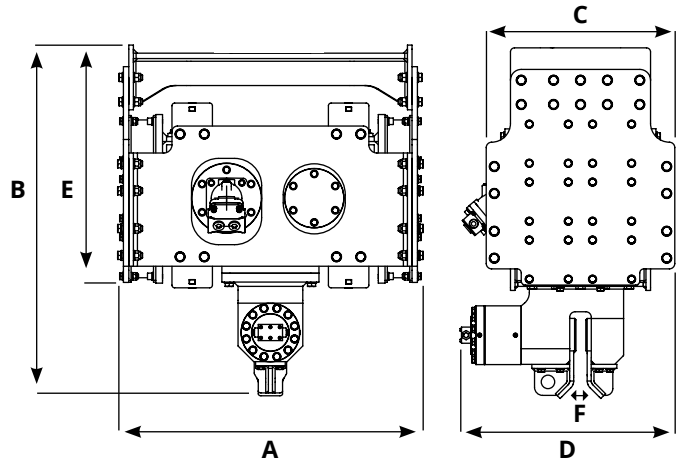
SHEET PILEFIX	W2 K4	W2 K6
A (mm)	1210	1210
B (mm)	1360	1360
C (mm)	500	500
D (mm)	700	700
E (mm)	940	940
F (mm)	36	36
Weight (Kg)	960	980
Engine (CC)	63	63
Hydraulic Fluid Flow Rate (L/Min)	145	145
Pressure (BAR)	200/300	200/300
Vibration Rate (RPM)	2.300	2.300
Centrifugal force (Kn)	250	360
Kilogrameters (KGMT)	4,3	6,2
Hertz	38	38



	Model	Kg.
1	KIT VALVE 2 TUBES - W2 K4 K6	50
2	PUSHBUTTON	/
3	MECHANICAL ROTATION - W2 K4 K6	57
4	ATTACHMENT SETUP - W2 K4 K6	55
5	SINGLE PIN MACHINE ATTACHMENT - W2 K4 K6	/
6	ADAPTER FOR 90° CLAMP	95

# sheet PileFix

## VIBRODRIVER FOR SHEET PILES



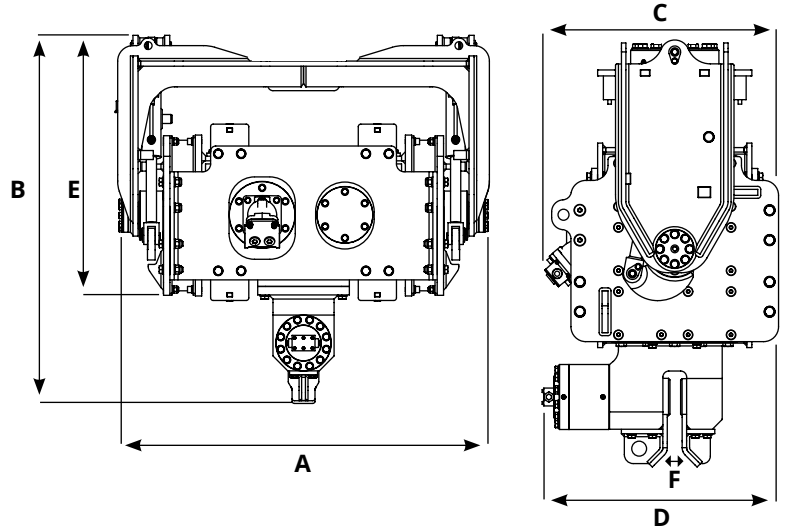
SHEET PILEFIX	W2 K4 STRONG	W2 K4 STRONG
A (mm)	1210	1210
B (mm)	1360	1360
C (mm)	780	780
D (mm)	800	800
E (mm)	940	940
F (mm)	36	36
Weight (Kg)	1460	1480
Engine (CC)	63	63
Hydraulic Fluid Flow Rate (L/Min)	145	145
Pressure (BAR)	200/300	200/300
Vibration Rate (RPM)	2.300	2.300
Centrifugal force (Kn)	250	360
Kilogrameters (KGMT)	4,3	6,2
Hertz	38	38

	Model	Kg.
1	KIT VALVE 2 TUBES - W2 K4 K6	50
2	PUSHBUTTON	/
3	MECHANICAL ROTATION - W2 K4 K6	57
4	ATTACHMENT SETUP - W2 K4 K6	55
5	SINGLE PIN MACHINE ATTACHMENT - W2 K4 K6	/
6	ADAPTER FOR 90° CLAMP	95




# sheet PileFix

## VIBRODRIVER FOR SHEET PILES WITH TILT



SHEET PILEFIX	W2 K4 TILT	W2 K6 TILT
A (mm)	1460	1460
B (mm)	1260	1260
C (mm)	790	790
D (mm)	800	800
E (mm)	1030	1030
F (mm)	36	36
Weight (Kg)	1660	1680
Engine (CC)	63	63
Hydraulic Fluid Flow Rate (L/Min)	145	145
Pressure (BAR)	200/300	200/300
Vibration Rate (RPM)	2.300	2.302
Centrifugal force (Kn)	250	360
Kilogrameters (KGMT)	4,3	6,2
Hertz	38	38

	Model	Kg.
1	KIT VALVE 2 TUBES - W2 K4 K6	50
2	PUSHBUTTON	/
3	MECHANICAL ROTATION - W2 K4 K6	57
4	ATTACHMENT SETUP - W2 K4 K6	55
5	SINGLE PIN MACHINE ATTACHMENT - W2 K4 K6	/



This machine requires a hydraulic supply with 3 double effect lines + drainage, or n°2 double effect lines with solenoid valve + drainage

# MALAGUTI

EARTHMOVING EQUIPMENT

 **Officine Malaguti SRL**  
Sant'Agata Bolognese (BO)  
Italy

**Ufficio Commerciale**  
 +39 0547 1932186  
 [commerciale@malagutisrl.com](mailto:commerciale@malagutisrl.com)

 Piazza Plauto, 40  
47027 Sarsina (FC)  
Italy

 [www.malagutisrl.com](http://www.malagutisrl.com)

